

# TEA SERIES



# TEA SERIES

## Wall Mount Temperature Transmitters

### Installer's Specifications

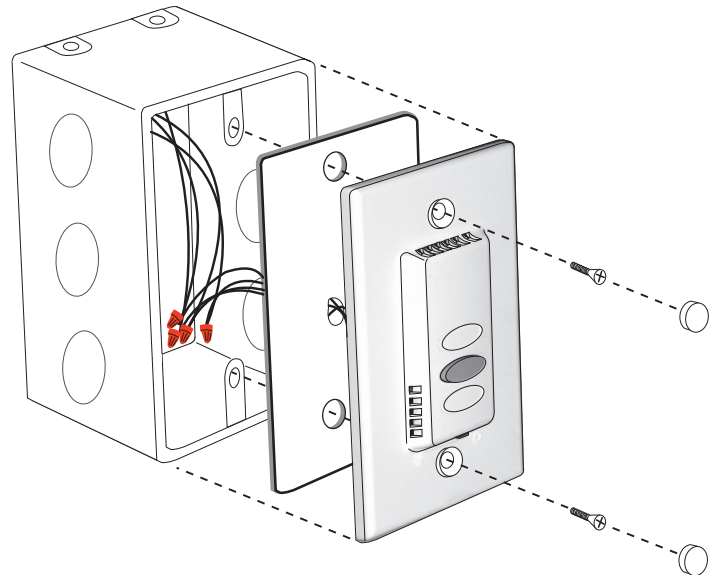
Input Power	4-20mA version: loop powered 24VDC only; 0-10V version: 3-wire, observe polarity, 12-30VDC; 0-5V version: 3-wire, observe polarity, 24VAC, 12-30VDC
Analog Output, mA version	2-wire, not polarity sensitive (clipped and capped)
Sensor Type	Solid state, integrated circuit (transmitter)
Accuracy	±0.5°C (±0.1°F) typical
Temperature Range	10° to 35°C (50° to 95°F)

## NOTICE



- This product is not intended for life or safety applications.
- Do not install this product in hazardous or classified locations.
- Read and understand the instructions before installing this product.
- Turn off all power supplying equipment before working on it.
- The installer is responsible for conformance to all applicable codes.

## INSTALLATION

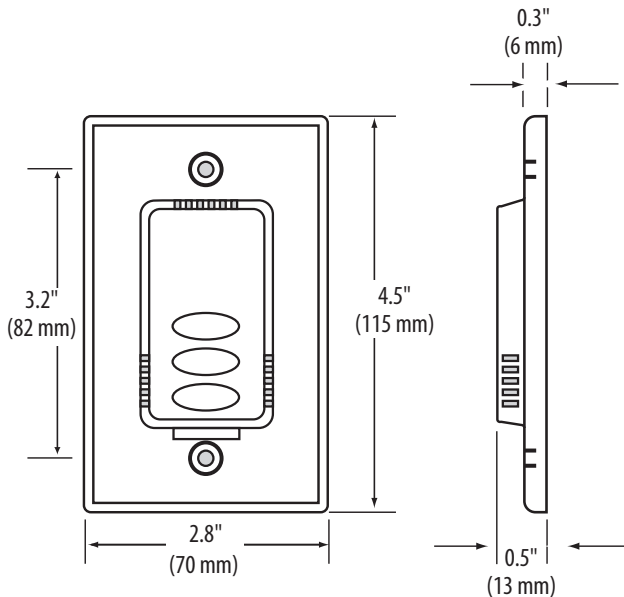
1. Disconnect power to the junction box.
2. Remove junction box cover.
3. Wire as shown (see Wiring Diagrams)
4. Screw TEA cover onto junction box.



## PRODUCT IDENTIFICATION

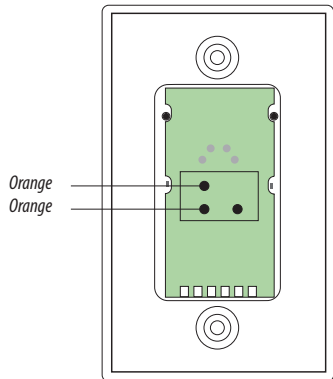
	Output	US or EU
TEA		
	M = 4-20mA V = 0-10VDC J = 0-5VDC	= Standard

## DIMENSIONS

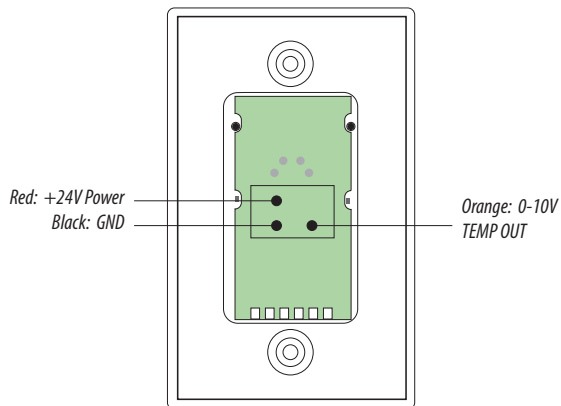


**WIRING DIAGRAMS**

4-20 mA Output Version (2-wire)



0-10 V Output Version (3-wire)



0-5 V Output Version (3-wire)

